



## Half-year Report 2024

## Contents

Brief portrait of the Delignit Group	2
Delignit at a glance	3
Greetings from the Management Board	4
Group management report for the fiscal half-year from 1 January to 30 June 2024	5
1. General description of the company	5
2. Business and economic environment	5
3. Market environment of the Delignit Group	6
4. Organisation	7
5. Net assets, financial position and results of operation	8
6. Hedging transactions	10
7. Risk report	10
8. Strategic orientation and opportunities for the Delignit Group	10
9. Sustainability, non-financial and financial performance indicators	11
10. Supplementary report	11
11. Other information	11
12. Guidance	12
IFRS interim consolidated statement of financial position of Delignit AG (unaudited) as of 30 June 2024	13
IFRS interim consolidated statement of comprehensive income (unaudited) for the fiscal half-year from 1 January to 30 June 2024 of Delignit AG	15
IFRS consolidated cash flow statement (unaudited) for the financial half-year from 1 January to 30 June 2024 of Delignit AG	16
Accounting policies	17
Finance calendar	17
Contact	17

## Brief portrait of the Delignit Group

The Delignit Group develops, manufactures and sells ecological, usually hardwood-based, materials and system solutions based on the natural, renewable and carbon-neutral raw material wood.

As a development, project and serial supplier for technology industries, such as the automotive industry, aviation industry and railway industry, business activity today is focused on creating and implementing technological and customized applications and systems.

These applications and systems are used in the form of specific – predominantly ready-to-install – parts, components, system solutions and module solutions. The foundation for this is provided by Delignit material, which is essentially based on beech wood. The use of Delignit materials as a substitute for applications made of non-renewable raw materials improves the environmental balance of our customers' products and meets their increasing ecological requirements.

The Delignit Group's operating business is divided into two target markets:

### **Automotive target market:**

The Automotive target market is divided into the product groups light commercial vehicles (LCV), motor caravans and passenger cars. The business activity focuses on the manufacture and sale of cargo bay protection systems and security systems (interior) for the light commercial vehicle (LCV) class. For example, these systems are used extensively by leading manufacturers of light commercial vehicles as original equipment (OEM) and retrofit equipment (after-sales) as cargo bay floors, walls and partition walls. Interior furnishings, such as cabinet systems, are supplied for the motor caravan sector. In the passenger car sector, for example, trunk covers are used by well-known OEMs.

### **Technological Applications target market:**

The products of the Technological Applications target market are divided into the product groups Building Equipment, Compressed Wood, Railfloor and Special Applications. In the Building Equipment business, for example, flooring solutions for automotive manufacturing plants, and for goods distribution centres and beech multiplex assortments are supplied by the timber trade. The Compressed Wood business consists of highly compressed and medium-compressed materials that are used for plant construction, machine construction and transformer construction applications. The Railfloor business provides manufacturers of rail vehicles with floor system solutions for fulfilment of international fire protection and sound insulation concepts. The Special business includes various special products for applications, such as model making, musical instruments and sports equipment.

## Delignit at a glance

Fiscal year (01/01 to 30/06)	2024 IFRS	2023 IFRS	Δ 2024 vs. 2023
<b>Earnings figures</b>	€ thousand	€ thousand	%
<b>Revenue</b>	<b>36,731</b>	<b>48,210</b>	<b>-23.8 %</b>
Total operating revenue	36,641	48,849	-25.0 %
Cost of materials	-20,650	-30,451	-32.2 %
Personnel costs	-10,373	-10,137	2.3 %
Other operating expenses	-3,291	-3,799	-13.4 %
EBITDA	2,327	4,461	-47.8 %
<i>EBITDA margin</i>	<i>6.4 %</i>	<i>9.1 %</i>	<i>-2,8%*</i>
EBIT	1,236	3,286	-62.4 %
<i>EBIT margin</i>	<i>3.4 %</i>	<i>6.7 %</i>	<i>-3,4%*</i>
EBT	1,294	3,181	-59.3 %
<i>EBT margin</i>	<i>3.5 %</i>	<i>6.5 %</i>	<i>-3,0%*</i>
<b>Consolidated net income</b>	<b>894</b>	<b>2,178</b>	<b>-58.9 %</b>
Number of shares	10,242,375	10,242,375	0.0 %
EPS in €	0.09	0.21	-58.9 %
<b>Balance sheet figures</b>	T€	T€	%
Non-current assets	18,441	17,054	8.1 %
Current assets	31,531	29,742	6.0 %
Cash and cash equivalents contained therein	10,975	916	1,098.0 %
Issued capital (share capital)	10,242	8,194	25.0 %
Other equity	26,776	20,637	29.8 %
<b>Total equity</b>	<b>37,019</b>	<b>28,831</b>	<b>28.4 %</b>
<i>Equity ratio</i>	<i>74.1 %</i>	<i>61.6 %</i>	<i>12,5%*</i>
Non-current liabilities and provisions	4,469	5,430	-17.7 %
Current liabilities and provisions	8,484	12,535	-32.3 %
<b>Total assets</b>	<b>49,971</b>	<b>46,796</b>	<b>6.8 %</b>
Net financial debt (net debt (-)/net cash (+))	6,769	-6,019	
<b>Employees (as at 30/06)</b>			
Germany	393	402	-2.2 %



## Greetings from the Management Board

Dear shareholders, dear employees,

after closing the past fiscal year with record sales and earnings, the guidance for 2024 made at the beginning of the year was noticeably more restrained.

With half-year sales of € 36.7 million, which corresponds to a decline of 23.8 % compared to a very strong prior-year figure, this assessment is unfortunately clearly confirmed. The automotive industry, a key target market for the Delignit Group, lost ground in all product groups. The market in the caravan industry is once again having the greatest impact on us. At the same time, however, major OEM series supply contracts in the light commercial vehicle industry are also falling short of the agreed contract volumes, meaning that we are also reporting a negative trend measured against the market. In this difficult revenue and sales situation, the Delignit Group generated EBITDA of € 2,327 thousand with a margin of 6.4 % in the first half of the year, which is also in line with expectations.

In the 225th year of the company's history, we are convinced that the Delignit Group's strategic positioning remains valid despite the current sluggish business development: Our traditional target market of Technological Applications, for example, achieved dynamic growth of 89%. We are investing a mid-seven-figure sum in the expansion and automation of production capacities to enable future profitable growth. And our new business division is working on the decarbonization of electromobility in the battery technology market and was able to announce its first relevant cooperation.

We are therefore looking ahead with cautious optimism, even if we are confronted with unprecedented uncertainty and volatility in our markets, which can no longer be attributed solely to pandemics or war situations. Nevertheless, it remains our ambitious goal to achieve our forecast for the 2024 financial year with sales of € 75 - 80 million and EBITDA profitability of 6 - 7%. However, we know that this target is very ambitious and depends on many external factors.

We would like to thank you, dear employees, for your commitment, loyalty and dedication in a volatile and challenging environment.

Dear shareholders, our thanks also go to you, together with the hope and invitation to continue shaping the future of the Delignit Group together.

Blomberg, August 2024

Kind regards,



Markus Büscher  
CEO



Thorsten Duray  
CSO

# Group management report for the fiscal half-year from 1 January to 30 June 2024 Delignit AG, Blomberg

## 1. General description of the company

The Delignit Group develops, produces and sells ecological materials and system solutions made of renewable raw materials under the brand name Delignit. As a recognised development, project and serial supplier of leading automotive groups, the Delignit Group is, among other things, the European market leader for supplying the automotive industry with cargo bay protection and cargo securing systems for light commercial vehicles. With a variety of applications and a vertical integration that are unique in its industry, the Delignit Group serves numerous other technology sectors, for example as a worldwide system supplier of reputable rail vehicle manufacturers. Delignit solutions have exceptional technical properties and are also used, among other things, as trunk floors in passenger cars, interior equipment for motor caravans and special floors for factory and logistics buildings and to improve building security standards. Delignit material is predominantly based on European hardwood, is carbon-neutral in its life cycle and therefore ecologically superior to non-regenerative materials. The use of the Delignit material therefore improves the environmental performance of customer products and meets their increasing ecological requirements. The company was founded over 200 years ago. Delignit AG is listed in the Scale Segment of the Frankfurt Stock Exchange (WKN: A0MZ4B).

## 2. Business and economic environment

In the first half of 2024, the global economy proved to be relatively resilient against the backdrop of a persistently restrictive monetary policy and grew moderately in the first six months. At the same time, global trade increased slightly. The most important central banks in the industrialized countries have recently signalled a somewhat more cautious easing of their monetary policy due to the slower decline in inflation. The OECD expects the global economy to grow by 3.1% in the current year, driven primarily by India, China and the USA. Growth of 1.7% is expected for the OECD economic area and 0.7% for the eurozone.

In Germany, gross domestic product stagnated in the 2nd quarter of 2024 compared to the previous quarter, after growing by 0.2% in the 1st quarter of 2024 and previously falling by 0.5% in the 4th quarter of 2023. A continued decline in incoming orders, particularly from abroad, is increasingly proving to be a brake on a sustainable recovery of the German industrial economy. The recovery in foreign trade observed since the turn of the year was dampened during the second quarter, both in terms of exports and imports. The recovery in consumer sentiment in Germany at the beginning of the year also came to a halt for the time being in the second quarter. The German Bundesbank is forecasting an average annual inflation rate of 2.8% for 2024. The ifo Institute anticipates a price-adjusted increase in GDP of 0.4% in 2024, which will be supported by falling interest rates, the stable labor market, strong income growth and rising global demand. According to the Federal Statistical Office, the inflation rate in Germany was 2.2% in June 2024. While energy and food prices have dampened the inflation rate since the beginning of the year, above-average price increases for services can still be observed.

The Delignit Group's specific target markets, i.e. the markets in the automotive sector and the wood-based materials industry, paint an ambiguous picture. While the engineered wood industry continues to lose revenue and production volume in the context of the stagnating economic development, key sales

markets in the automotive sector, on the other hand, are experiencing almost anti-cyclical growth trends.

Registration figures in the light commercial vehicle industry developed dynamically. In the first half of the year, registrations in the European Union rose by 15.0% and have now increased for six consecutive quarters (source: ACEA). At the same time, the reporting season of the major European manufacturers (OEMs) highlights the fact that not all OEMs are benefiting equally from this market momentum and that German suppliers appear to be falling behind this year.

According to the German Association of the Automotive Industry (VDA), the passenger car markets were also up compared to the first half of 2023, not only internationally but also nationally. Sales in the EU increased by 4.5%, in the USA by 2.1%, in China by 3.3% and in Germany by around 5%, with the volume segments performing significantly better than the premium segments.

The motorhome industry also remained robust despite the record results of recent years and the overall economic situation. At around 45,300 units, the main German market recorded a significant increase of 9.3% compared to the previous year, the highest level in the past three years, although growth momentum has slowed in the past two months (source: CIVD).

At -13.2%, the German engineered wood industry once again recorded a double-digit decline in sales in the period from January to May this year, following a drop of -14.4% last year. While foreign sales fell by -8.3% year-on-year in the same period, domestic sales fell even more sharply by -16.4% (source: Federal Statistical Office).

### 3. Market environment of the Delignit Group

The Delignit Group generated revenue of € 36,731 thousand in the first half of the year and as expected, was therefore unable to match the strong level of the previous year (previous year: € 48,210 thousand). Nevertheless, in a long-term comparison, revenue increased by an average of 7.3 % per year from the first half of 2010 but is below the long-term target of 10.0 % growth per year that has been achieved to date.

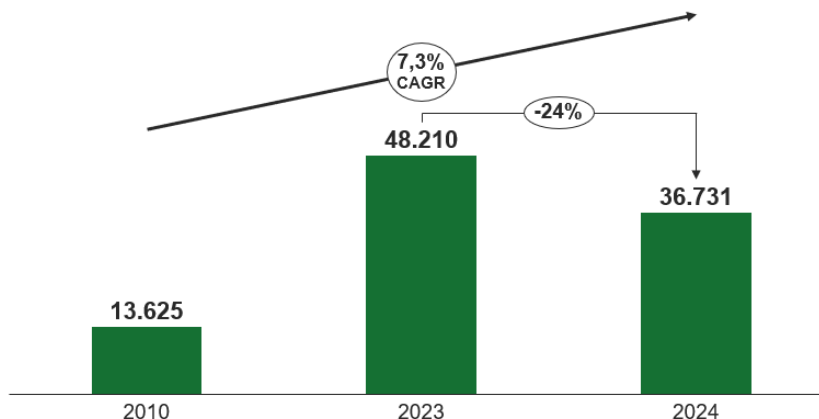


Figure I: Half-year revenue since 2010 Delignit Group in € thousand.

The Automotive target market, the main pillar of the Group's business development, generated sales of € 32,702 thousand, which is a significant -29.0% down on the previous year. All product groups recorded declines, with the main driver of this development being the motorhome business, as expected. Although the relative decline in sales was also in double digits in the core business of the light commercial vehicle industry, it was the smallest overall, although this cannot be considered satisfactory given the overall market trend. In the context of the general market trend, it should be noted that key fleets of OEM customers supplied by the Delignit Group did not keep pace with the benchmarks of the market, which is the reason for the negative revenue trend across all product groups.

By contrast, sales in the target markets of Technological Applications were pleasing. After years of allocating resources to the Automotive division, free capacity was available again this year, which was translated into strong growth of +88.5% to € 4,028 thousand in sales and contributed to capacity utilization in materials production. Accordingly, the share of consolidated sales was a strong 11.0% at the end of the first half of the year, compared to less than 5% in the previous year.

## **4. Organisation**

### **a. Supervisory Board**

The Supervisory Board of Delignit AG consists of Mr Gert-Maria Freimuth, Mr Anton Breikopf and Ms Bettina Hausmann. The Supervisory Board in its current composition was elected by the General Meeting on 2 June 2022. The Supervisory Board elected Mr Gert-Maria Freimuth as its Chairman and Mr Anton Breikopf as the Deputy Chairman. Their term in office ends after the Annual General Meeting that votes on formal approval of the actions of the members of the Supervisory Board for the 2026 fiscal year. The General Meeting on 2 June 2022 appointed Dr Constantin Mang as a substitute member.

### **b. Management Board**

The responsibilities of the Management Board are allocated as follows:

CEO Markus Büscher is responsible for the areas of Strategic Development, Controlling, Human Resources, Legal, Purchasing, IT, Production, R&D and Investor Relations. As the CSO, Thorsten Duray is responsible for Sales and Marketing.

An update to the Rules of Procedure for the Management Board dated 13 July 2007 was adopted by way of resolution of the Supervisory Board on 25 August 2020. The Rules of Procedure define which transactions (e.g. planned investments above a set amount and acquisitions and sales of companies and land above a set amount) require the approval of the Supervisory Board. The Management Board has been appointed for a term that will expire on 30 September 2028.

According to the Articles of Association, the company is legally represented by two members of the Management Board together or by one member of the Management Board in conjunction with an authorised signatory. The members of the Management Board are also responsible for the management of all Group companies together with the local management personnel of these companies.



### c. Shareholdings

As at the end of the reporting period, Delignit AG held direct or indirect interests in the following companies:

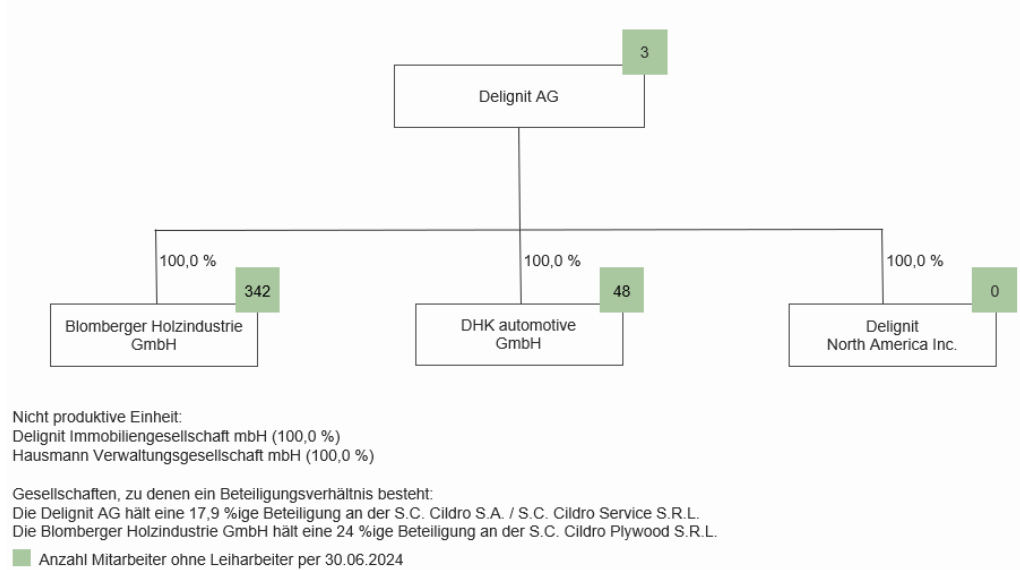


Figure II: Organizational chart of the Delignit Group.

### d. Employees

Compared to the previous year, the number of employees was reduced slightly from 402 to 393. In addition to the permanent staff, 40 temporary workers were employed as at the reporting date (previous year: 59).

## 5. Net assets, financial position and results of operation

As expected, the first half of 2024 was characterized by subdued but stable business development. Despite the lower level of sales and earnings compared to the previous year, important entrepreneurial decisions were made, such as increased investment activity, while maintaining a solid and efficient balance sheet structure.

### Result of operations

At € 36,731 thousand, the Delignit Group generated revenue below the exceptionally strong previous year's level of € 48,210 thousand, which corresponds to a reduction of -23.8 %. Considering other operating income and changes in inventories, total operating performance amounted to € 36,641 thousand (previous year: € 48,849 thousand), as inventories of semi-finished and finished goods were reduced slightly in line with the level of revenue.

The cost of materials was reduced significantly in both absolute and relative terms and amounted to just 56.4% of total operating performance in the reporting period. In addition to some noticeable product mix effects in sales, lower purchases of primary materials and a reduction in external and temporary work had a positive impact on the gross profit margin. In the previous year, this had been negatively impacted by outsourcing measures that had become necessary in the context of strong growth.

Personnel expenses amounted to € 10,373 thousand after € 10,137 thousand in the previous year and therefore only increased marginally, even though the number of employees fell slightly. Nevertheless, the personnel expenses ratio rose significantly to 28.3% in the context of the lower total operating performance, compared to 20.8% in the same period of the previous year.

Other operating expenses (OpEx) amounted to € 3,291 thousand at the end of the first half of the year and were therefore significantly lower than in the previous year (previous year: € 3,799 thousand), which is mainly due to a reduction in maintenance expenses. Nevertheless, the OpEx ratio deteriorated to 9.0% (previous year: 7.8%) due to the weak sales performance.

EBITDA amounted to € 2,327 thousand and was therefore significantly below the previous year's figure of € 4,461 thousand. In an economic environment that remains tense for automotive suppliers, the Delignit Group thus achieved an EBITDA margin of 6.4 % after 9.1 % in the previous year.

At € 1,091 thousand, depreciation and amortization were slightly below the previous year's figure of € 1,175 thousand.

Overall, the Delignit Group achieved a positive EBT result of € 1,294 thousand with an EBT margin of 3.5 %. A profit was also generated after interest and taxes with consolidated half-year earnings of € 894 thousand.

#### Net assets

Inventories amounted to € 14,500 thousand (previous year: € 16,942 thousand) and have been reduced again since the balance sheet date of December 31. Trade receivables amounted to € 4,925 thousand (previous year: € 10,715 thousand) and have thus remained stable since the beginning of the year. Other current assets are reported at € 1,130 thousand (previous year: € 1,168 thousand).

The Delignit Group's equity increased to € 37,019 thousand as of 30 June 2024 (previous year: € 28,831 thousand). The equity ratio amounted to 74.1 % (previous year: 61.6 %).

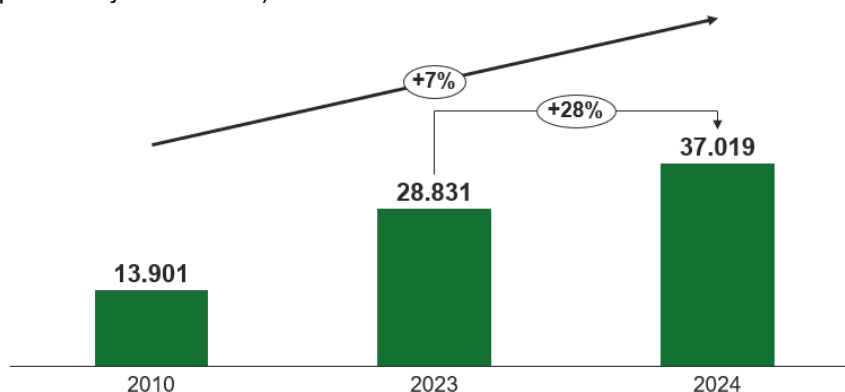


Figure III: Development of equity since 2010 in € thousand.

## Financial position

The Delignit Group's cash equivalents amounted to € 10,975 thousand (previous year: € 916 thousand) as at the balance sheet date. Overall, current financial liabilities amounted to € 742 thousand and non-current financial liabilities to € 1,543 thousand. The net financial balance improved significantly compared to the first half of the previous year due to the capital increase conducted in summer 2023 and the positive earnings situation. Net cash of € 6,769 thousand was reported as at the reporting date (previous year: net debt of € 6,019 thousand).

In the opinion of the Management Board, the company was and is always able to meet its financial obligations in full.

## 6. Hedging transactions

Transactions within the Group are conducted exclusively in euros. This also applies to Delignit North America Inc., which only settles in foreign currency for services purchased in the USA. As the balance of unhedged foreign currency positions in the Group has so far only been small due to transactions with foreign companies outside the euro zone, the Delignit Group has not yet actively hedged against other currencies.

## 7. Risk report

Our risk policy consists of making the best possible use of existing opportunities and only taking on the risks associated with our business activities if a corresponding return can be achieved. Risk management is therefore an integral part of all business processes and corporate decisions.

The risks to the business development of the Delignit Group are described in detail in the Group management report for the 2023 fiscal year, which can be viewed on the Delignit AG website. The assessment in this regard remains unchanged after the end of the first half of 2024.

## 8. Strategic orientation and opportunities for the Delignit Group

The corporate strategy continues to be based on various megatrends on the technological target markets. In particular, the Delignit Group is aware of two ecological trends:

Firstly, the endeavour to use renewable raw materials, as far as these materials are technologically competitive, as a substitute for finite products.

Secondly, undiminished pressure to develop system solutions that are as weight-optimised as possible.

The trend in forestry in Europe and Germany, in which mixed forests and fully deciduous forests are being prioritised over coniferous forests, is also viewed as an opportunity in the medium term as it offers a means of securing the supply of round wood.

Furthermore, the Delignit Group is increasingly focused on providing technological answers to urgent user questions, partly resulting from new legislation (e.g. CO<sub>2</sub> fleet consumption in the automotive industry) and developing appropriate system solutions. The Delignit Group is therefore actively continuing this successful strategy of combining materials, application, and system expertise.

A comprehensive and detailed presentation of the corporate strategy is described in detail in the Group management report for the 2023 fiscal year, which can be viewed on the Delignit AG website.

## 9. Sustainability, non-financial and financial performance indicators

Sustainability is a central business issue. As its main source of raw material is renewable wood, the Delignit Group fulfils both the ecological interpretation of the term and the prospective protection of the resource base to a great extent. To additionally reinforce the future viability of the company, work is constantly being done to improve its economic, ecological, and social performance:

- Innovations and new technologies are essential components of the strategic evolution of the Group. Work on this is undertaken constantly as part of an existing continuous improvement process.
- Employees are qualified through the intensive training of young people, a comprehensive programme of continuing professional development in all Group areas, high standards of occupational health and safety and the targeted promotion of future managers.
- The Management Board has stipulated environmental and climate protection as a key corporate objective. In addition to the PEFC standards already implemented, for example, there is an energy management system certified in accordance with DIN ISO 50001 and an environmental management system certified in accordance with DIN ISO 14001.
- As a forward-looking employer, the Delignit Group is aware of its social, ethical, and ecological responsibility. The Code of Conduct, which can be accessed on the Delignit AG website, covers the company's key values.
- The sales revenue and the EBITDA margin are used as key financial indicators for controlling and measuring the success of the Delignit Group.

## 10. Supplementary report

No events of particular significance occurred after the end of the reporting period.

## 11. Other information

The subscribed equity of € 10,242,375.00 is divided into 10,242,375 bearer shares (no-par value shares), each with a notional interest of € 1.00 in the company's share capital.

The Supervisory Board determines the number and appointment of members of the Management Board, concludes employment contracts and revokes appointments. The Supervisory Board is also authorized to make amendments to the Articles of Association that only affect the wording.

In accordance with the resolution of the Annual General Meeting on 6 June 2024, the company's Management Board is authorized, with the approval of the Supervisory Board, to increase the company's share capital on one or more occasions until 5 June 2029 by up to a total of € 5,121,187.00 in return for cash and/or non-cash contributions by issuing new no-par value bearer shares (Authorized Capital 2024).

In addition, the Management Board was authorized at the Annual General Meeting on 6 June 2024, with the approval of the Supervisory Board, to issue bearer and/or registered convertible bonds and/or bonds with warrants until 5 June 2029 and to grant the creditors of these bonds conversion rights to new bearer shares of Delignit AG with a pro rata share of the share capital of up to a total of € 5,121,187.00, in accordance with the respective terms and conditions of the bonds. Convertible bonds may also contain conversion obligations. The bonds can be issued in total or in tranches (Contingent Capital WSV 2024)

No treasury shares were acquired up to June 30 of the current financial year.

## 12. Guidance

The financial results for the first half of the year confirm the guidance made at the beginning of the year. With revenue of € 36.7 million (previous year: € 48.2 million), the Delignit Group achieved an EBITDA margin of 6.4 %, compared to a strong 9.1 % in the previous year. After continuously growing with or well above the market in the past decade, key OEM series supply contracts were unable to keep pace with the overall market in the first half of 2024.

The overall economic situation remains tense and ambiguous. After a selective recovery, the ifo business climate index fell to 87.0 points in July (source: ifo Institute). In contrast to the recent dynamic rise in registration figures in the motorhome and commercial vehicle industry, several early indicators point to increasing negative trends in the automotive industry. In contrast, the Delignit Group's order books anticipate a recovery in key OEM series supply contracts from the fourth quarter onwards.

Based on this anticipated recovery, the Executive Board continues to aim for sales of € 75 - 80 million with an EBITDA margin of 6 - 7%. However, it should be noted that any forecast is subject to a high degree of uncertainty due to the unprecedented volatility of exogenous factors described above.

Blomberg, August 2024



Markus Büscher  
CEO



Thorsten Duray  
CSO



IFRS interim consolidated statement of financial position of  
Delignit AG (unaudited)  
as of 30 June 2024

<b>A S S E T S</b>	30 June 2024	30 June 2023
	€ thousand	€ thousand
<b>A. Current assets</b>		
1. Inventories	14,500	16,942
2. Trade receivables	4,925	10,715
3. Receivables from affiliated companies	0	0
4. Other current receivables/assets	1,130	1,168
5. Cash and cash equivalents	10,975	916
<b>Current assets</b>	<b>31,531</b>	<b>29,742</b>
<b>B. Non-current assets</b>		
1. Goodwill	2,178	2,178
2. Other intangible assets	972	875
3. Property, plant and equipment	14,658	13,279
4. Other non-current financial assets	342	486
5. Deferred tax assets	291	236
<b>Non-current assets</b>	<b>18,441</b>	<b>17,054</b>
<b>Total</b>	<b>49,971</b>	<b>46,796</b>

<b>EQUITY AND LIABILITIES</b>	30 June 2024	30 June 2023
	<u>€ thousand</u>	<u>€ thousand</u>
<b>A. Current liabilities</b>		
1. Other current provisions	3,009	3,385
2. Current financial liabilities	742	2,669
3. Trade payables	2,891	4,564
4. Advance payments	50	0
5. Other current liabilities	1,793	1,917
<b>Current liabilities and provisions</b>	<b>8,484</b>	<b>12,535</b>
<b>B. Non-current liabilities</b>		
1. Provisions for pensions	768	835
2. Other non-current provisions	123	99
3. Deferred tax liabilities	701	796
4. Non-current financial liabilities	1,543	1,779
5. Other non-current liabilities	1,333	1,921
<b>Non-current provisions and liabilities</b>	<b>4,469</b>	<b>5,430</b>
<b>C. Equity</b>		
1. Issued capital	10,242	8,194
2. Capital reserves	6,562	1,063
3. Retained earnings	6,318	6,318
4. Amounts recognised directly in equity	-578	-561
5. Currency translation reserve	97	62
6. Profit carryforward	14,377	13,753
<b>Equity</b>	<b>37,019</b>	<b>28,831</b>
<b>Total</b>	<b>49,971</b>	<b>46,796</b>

**IFRS interim consolidated statement of comprehensive  
income (unaudited)  
for the fiscal half-year from 1 January to 30 June 2024 of  
Delignit AG**

	30 June 2024 € thousand	30 June 2023 € thousand
1. Revenue	36,731	48,210
2. Other operating income	93	49
3. Changes in inventories	-182	589
4. Cost of materials	-20,650	-30,451
5. Staff costs	-10,373	-10,137
6. Amortisation and depreciation on intangible assets and property, plant and equipment	-1,091	-1,175
7. Other operating expenses	-3,291	-3,799
<b>8. Earnings before interest and taxes (EBIT)</b>	<b>1,236</b>	<b>3,286</b>
9. Interest expenses	58	-105
10. Financial result	58	-105
<b>11. Earnings before tax (EBT)</b>	<b>1,294</b>	<b>3,181</b>
12. Income taxes	-370	-990
13. Other taxes	-30	-14
<b>14. Consolidated net income</b>	<b>894</b>	<b>2,178</b>
<b>15. Earnings per share in €</b>	<b>0.09</b>	<b>0.27</b>

**IFRS consolidated cash flow statement (unaudited) for the financial half-year from 1 January to 30 June 2024 of Delignit AG**

	<b>2024</b>	<b>2023</b>
	€ thousand	€ thousand
<b>1. Cash flow from operating activities</b>		
Earnings before interest and taxes (EBIT)	1,236	3,286
Depreciation and amortisation on fixed assets	1,091	1,175
Loss/gain on the disposal of fixed assets	-26	0
Decrease (-)/increase (+) in provisions	1	-102
Other non-cash income and expenses	77	-31
Interest received		
<b>Subtotal</b>	<b>2,380</b>	<b>4,328</b>
<b>Change in working capital:</b>		
Decrease (+)/increase (-) in inventories, trade receivables and other assets	-58	-7,076
Decrease (-)/increase (+) in trade payables and other liabilities	1,794	3,025
<b>Subtotal</b>	<b>1,735</b>	<b>-4,051</b>
Income tax payments	-624	-366
<b>Cash flow from operating activities</b>	<b>3,491</b>	<b>-88</b>
<b>2. Cash flow from investing activities</b>		
Investments (-) in intangible assets	0	-2
Investments (-) in property, plant and equipment	-1,829	-706
Divestments of fixed assets		0
<b>Cash flow from investing activities</b>	<b>-1,829</b>	<b>-708</b>
<b>3. Cash flow from financing activities</b>		
Payments for dividends	-819	0
Receipts from financial loans entered into	255	2,247
Receipts from lease liabilities entered into	0	0
Payments for the repayment of financial loans	-220	-2,431
Payments for the principal portion of lease liabilities	-326	-361
Interest payments	58	-105
<b>Cash flow from financing activities</b>	<b>-1,053</b>	<b>-650</b>
<b>Cash and cash equivalents at the end of the period</b>		
Change in cash and cash equivalents (total of individual cash flows)	609	-1,446
Cash and cash equivalents at the beginning of the reporting period	10,360	2,363
Change in cash and cash equivalents due to changes in exchange rates	4	-1
<b>Cash and cash equivalents at the end of the reporting period</b>	<b>10,975</b>	<b>916</b>
<b>Composition of cash and cash equivalents</b>		
Cash and bank balances	10,975	916
<b>Cash and cash equivalents at the end of the period</b>	<b>10,975</b>	<b>916</b>

## Accounting policies

The condensed consolidated half-year financial statements as of 30 June 2024, have been prepared voluntarily in accordance with the International Financial Reporting Standards (IFRS) of the International Accounting Standard Board (IASB) as applicable in the EU as at the reporting date.

The accounting and valuation methods applied correspond to those as of 31 December 2023. The half-year financial statements of the companies included in the consolidated financial statements of Delignit AG are based on uniform accounting and valuation principles. They are prepared as at the reporting date of these consolidated financial statements. The income statement is prepared using the nature of expense method.

## Finance calendar

### Annual report 2023

19 April 2024

### General meeting

06 Juni 2024

### Hamburger Investorentage

22 August 2024

### Zürcher Investorentag

11 September 2024

### German equity forum

25 November 2024

### End of fiscal year

31 Dezember 2024

## Contact

Investor Relations

Delignit AG  
Königswinkel 2-6  
D-32825 Blomberg  
Tel.: +49-5235-966-100  
Fax: +49-5235-966-105  
eMail: [info@delignit.com](mailto:info@delignit.com)  
[www.delignit.com](http://www.delignit.com)